

BZW50 Series

Stand-off Zener Voltage: 10 - 180 Volts
Peak Power: 5000 Watts

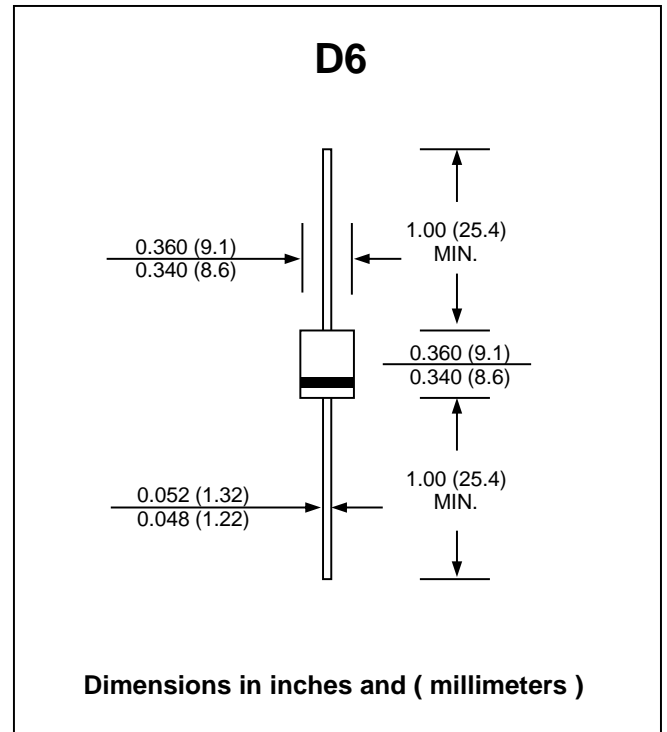
FEATURES :

- * 5000W (10/1000 μ s) Peak Pulse Power
- * Excellent clamping capability
- * Low incremental surge resistance
- * Fast response time : typically less than 1.0 ps from 0 volt to $V_{BR(min.)}$
- * **Pb / RoHS Free**

MECHANICAL DATA

- * Case : Molded plastic body
- * Epoxy : UL94V-0 rate flame retardant
- * Lead : Axial lead solderable per MIL-STD-202, Method 208 guaranteed
- * Polarity : Color band denotes cathode end
- * Mounting position : Any
- * Weight : 2.1 grams

TRANSIENT VOLTAGE SUPPRESSOR



MAXIMUM RATINGS

Rating at 25 °C ambient temperature unless otherwise specified.

Rating	Symbol	Value	Unit
Peak pulse power dissipation ⁽¹⁾ , T_J initial = T_a	P_{PK}	5000	W
Power dissipation on infinite heat sink, $T_a = 75^\circ\text{C}$	P_D	6.5	W
Maximum lead temperature for soldering during 10s at 5mm from case	T_L	230	$^\circ\text{C}$
Thermal resistance junction to lead	$R_{\theta JL}$	15	$^\circ\text{C/W}$
Thermal resistance junction to ambient, $L = 10\text{mm}$	$R_{\theta JA}$	65	$^\circ\text{C/W}$
Operating and storage temperature range	T_J, T_{STG}	- 65 to + 175	$^\circ\text{C}$

Note:

(1) For surge greater than the maximum values, the diode will fail in short-circuit.

ELECTRICAL CHARACTERISTICS

Rating at 25 °C ambient temperature unless otherwise specified

Type No.	Breakdown voltage (Note 1)			Max. Leakage current @ V_{RM}		Clamping voltage 10/1000 μ s		αT max (Note 2)	C typ (Note 3)
	V_{BR}		@ I_R	I_{RM}	@ V_{RM}	V_{CL}	@ I_{PP}		
	min (V)	max (V)	(mA)	(μ A)	(V)	max (V)	(A)	$10^{-4}/^{\circ}C$	(pF)
BZW50-10	11.1	13.6	1.0	5.0	10	18.8	266	7.8	24000
BZW50-12	13.3	16.3	1.0	5.0	12	22.0	227	8.4	18500
BZW50-15	16.6	20.4	1.0	5.0	15	26.9	186	8.8	13500
BZW50-18	20.0	24.4	1.0	5.0	18	32.2	155	9.2	1150
BZW50-22	24.4	29.8	1.0	5.0	22	39.4	127	9.6	8500
BZW50-27	30.0	36.6	1.0	5.0	27	48.3	103	9.8	7000
BZW50-33	36.6	44.7	1.0	5.0	33	59.0	85	10	5750
BZW50-39	43.3	53.0	1.0	5.0	39	69.4	72	10.1	4800
BZW50-47	52.0	63.6	1.0	5.0	47	83.2	60.1	10.3	4100
BZW50-56	62.2	76.0	1.0	5.0	56	99.6	50	10.4	3400
BZW50-68	75.6	92.4	1.0	5.0	68	121	41	10.5	3000
BZW50-82	91.0	111	1.0	5.0	82	145	34	10.6	2600
BZW50-100	111	136	1.0	5.0	100	179	28	10.7	2300
BZW50-120	133	163	1.0	5.0	120	215	23	10.8	1900
BZW50-150	166	204	1.0	5.0	150	269	19	10.8	1700
BZW50-180	200	244	1.0	5.0	180	322	16	10.8	1500

Notes:

- (1) Pulse test : $t_p < 50$ ms.
- (2) $\Delta V_{BR} = \alpha T * (T_a - 25) * V_{BR} (25^{\circ}C)$
- (3) $V_R = 0V$, $f = 1MHz$. For Bidirectional types, capacitance value is divided by 2.

RATING AND CHARACTERISTIC CURVES (BZW50 SERIES)

FIG.1 - PULSE DERATING CURVE

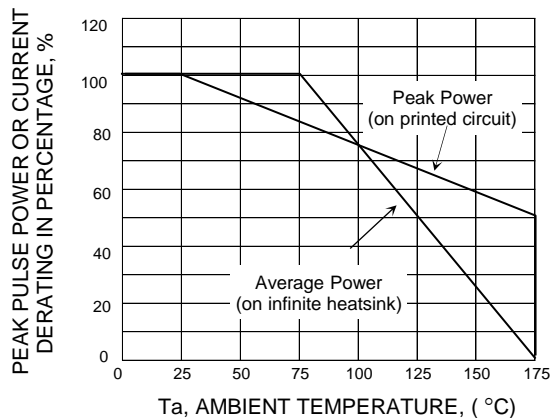


FIG.2 - PULSE WAVEFORM

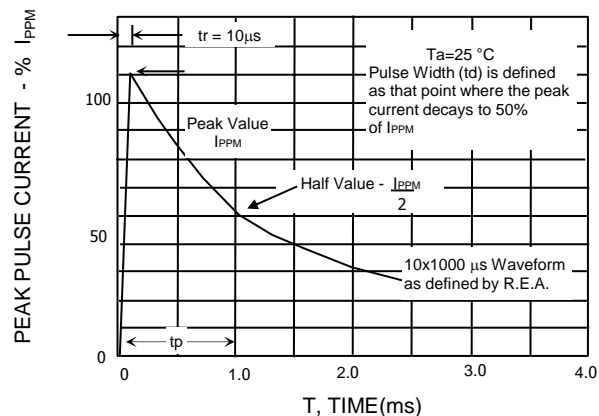


FIG.3 - STEADY STATE POWER DERATING

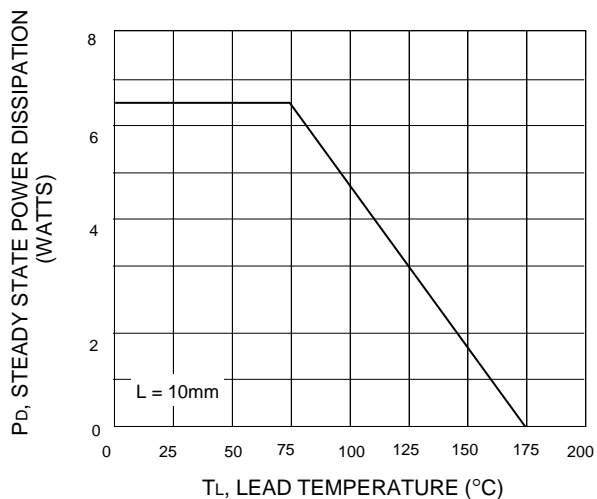


FIG.4 - PEAK PULSE POWER RATING CURVE

